

**HIGH LAND SECURITIES (PRIVATE) LIMITED**

**Financial Statements (Un-Audited)**

**For the Period Ended 31 December 2022**



**LAND SECURITIES (PRIVATE) LIMITED**

**Statement of Financial Position**

at 31 December 31, 2022

	31-Dec-22 Rupees	30-Jun-22 Rupees
<b>ASSETS</b>		
<b>Non-current assets</b>		
Property and equipment	24,291,050	24,398,687
Intangible assets	2,500,000	2,500,000
Long term investments	16,406,874	16,406,874
Long term deposits	-	400,000
	<b>43,197,924</b>	<b>43,705,561</b>
<b>Current assets</b>		
Trade & other receivables	(0)	2,441,901
Prepayments and advances	2,585,112	3,928,641
Other financial assets	2,194,575	4,463,814
Cash and bank balances	146,698	2,639,269
	<b>4,926,385</b>	<b>13,473,625</b>
	<b>48,124,309</b>	<b>57,179,186</b>
<b>EQUITY &amp; LIABILITIES</b>		
<b>Share capital and reserves</b>		
Issued, subscribed and paid-up capital	55,800,000	55,800,000
Unappropriated profit	(23,365,407)	(15,026,682)
Unrealized surplus / (deficit) on re-measurement of investments measured at FVOCI	6,768,679	6,768,679
Long-term loan	8,396,092	8,396,092
<b>Total equity</b>	<b>47,599,364</b>	<b>55,938,089</b>
<b>Advance against issue of shares</b>	-	-
<b>Current liabilities</b>		
Trade and other payables	524,945	1,241,098
Current tax liability	-	-
	524,945	1,241,098
<b>Contingencies and commitments</b>	-	-
	<b>48,124,309</b>	<b>57,179,186</b>

Chief Executive Officer

Director




**LAND SECURITIES (PRIVATE) LIMITED**

**Statement of Profit or Loss**

*For the Period ended December 31, 2022 (From July 01, 2022 to June 30, 2022)*

	31-Dec-22 Rupees	30-Jun-22 Rupees
Operating revenue	85,110	1,852,779
Realized Gain/(loss) on sale of short term investments FVTPL	-	(2,188,507)
Unrealized gain/(loss) on remeasurement of investments classified at FVTPL	-	-
	(4,756,480)	(203,552)
	<b>(4,671,370)</b>	<b>(539,280)</b>
Other income and losses	-	132,990
Operating and administrative expenses	(3,660,936)	(4,087,399)
Other operating expenses	-	-
<b>Operating profit / (loss)</b>	<b>(8,332,307)</b>	<b>(4,493,689)</b>
Finance costs	(6,418)	(16,425)
<b>Profit / (loss) before taxation</b>	<b>(8,338,725)</b>	<b>(4,510,114)</b>
Income tax expense	-	(233,564)
<b>Profit/(loss) for the year</b>	<b>(8,338,725)</b>	<b>(4,743,678)</b>
<b>Earnings/(loss) per share - basic</b>	<b>(1.49)</b>	<b>(0.85)</b>

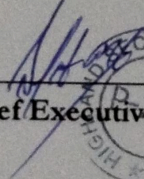
  
Chief Executive Officer


  
Director





**IND SECURITIES (PRIVATE) LIMITED**  
**Statement of Comprehensive Income**  
**for the Period ended December 31, 2022 (From July 01, 2022 to June 30, 2022)**

	31-Dec-22 Rupees	30-Jun-22 Rupees
Profit/(loss) for the year	(8,338,725)	(4,743,678)
Other comprehensive income		
Items that will not be reclassified subsequently to profit or loss		
Unrealized gain / (loss) during the period in the market value of investments measured at FVOCI	-	(4,127,038)
<b>Total comprehensive income/(loss) for the year</b>	<b><u>(8,338,725)</u></b>	<b><u>(8,870,716)</u></b>

  
\_\_\_\_\_  
Chief Executive Officer



  
\_\_\_\_\_  
Director





SECURITIES (PRIVATE) LIMITED

Statement of Changes in Equity

for the Period ended December 31, 2022 (From July 01, 2022 to June 30, 2022)


	Issued, subscribed and paid-up capital	Unappropriated profit/ (loss)	Unrealized surplus / (deficit) on re- measurement of investments measured at FVOCI	Total
	.....Rupees.....			
Balance as at July 01, 2021	36,000,000	(10,283,004)	10,895,717	36,612,713
Total comprehensive income for the year				
Issuance of Shares	19,800,000			19,800,000
Profit/(loss) for the year	-	(4,743,678)		(4,743,678)
Other comprehensive income/(loss)	-	-	(4,127,038)	(4,127,038)
	-	(4,743,678)	(4,127,038)	10,929,284
Balance as at June 30, 2022	55,800,000	(15,026,682)	6,768,679	47,541,997
Total comprehensive income for the year				
Issuance of Shares	-	-	-	-
Profit for the year	-	(8,338,725)		(8,338,725)
Other comprehensive income/(loss)	-	-	-	-
	-	(8,338,725)	-	(8,338,725)
Balance as at December 31, 2022	55,800,000	(23,365,407)	6,768,679	39,203,272

Chief Executive Officer

Director



	2022 Rupees	2021 Rupees
<b>CASH FLOWS FROM OPERATING ACTIVITIES</b>		
Profit before taxation	(8,338,725)	(4,510,114)
<b>Adjustments:</b>		
Depreciation and impairment	251,671	251,671
Provision for doubtful debts	1,877,588	300,730
Realized loss / (gain) on sale of short-term investments	-	2,188,507
Unrealized loss / (gain) on short-term investments	4,756,480	203,552
Dividend income	-	(1,518,126)
	<b>6,885,739</b>	<b>1,426,335</b>
<b>Operating profit before working capital changes</b>	<b>(1,452,986)</b>	<b>(3,083,779)</b>
<b>(Increase)/decrease in current assets</b>		
Trade & other receivables	564,313	(1,416,501)
Prepayments and advances	1,343,529	5,281,353
<b>Increase/(decrease) in current liabilities</b>		
Trade and other payables	716,153	971,957
	<b>2,623,995</b>	<b>4,836,809</b>
<b>Cash generated from / (used in) operations</b>	<b>1,171,010</b>	<b>1,753,030</b>
Proceeds from net sales of / (acquisition of) short-term investments	(4,063,578)	(3,366,469)
Dividend received	-	1,518,126
Taxes paid	-	(407,721)
	<b>(4,063,578)</b>	<b>(2,256,064)</b>
<b>Net cash from operating activities</b>	<b>(2,892,568)</b>	<b>(503,034)</b>
<b>CASH FLOWS FROM INVESTING ACTIVITIES</b>		
Acquisition of property and equipment	-	(20,382,200)
<b>Net cash generated from / (used in) investing activities</b>	<b>400,000</b>	<b>(20,382,200)</b>
<b>CASH FLOWS FROM FINANCING ACTIVITIES</b>		
Returns from issue of shares, net of share deposit money	-	(6,759,999)
Issue of new shares	-	19,800,000
Proceeds from / (repayment of) loan from Directors	-	8,396,092
<b>Net cash generated from / (used in) financing activities</b>	<b>-</b>	<b>21,436,093</b>
<b>Net (decrease)/increase in cash and cash equivalents</b>	<b>(2,492,569)</b>	<b>550,859</b>
<b>Cash and cash equivalents at the beginning of the year</b>	<b>2,639,268</b>	<b>2,088,410</b>
<b>Cash and cash equivalents at the end of the year</b>	<b>146,698</b>	<b>2,639,268</b>

  
 Chief Executive Officer

  
 Director